



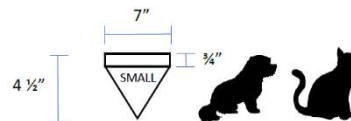
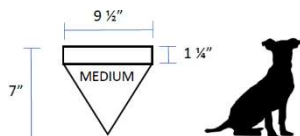
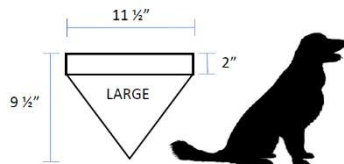
Chedd's Threads

Chedd Sentiments Order Form

INSTRUCTIONS

1. **Choose your Chedd Sentiments material:** We recommend choosing T-shirt material, jeans, or other tightly woven fabric that isn't thick, bulky, or extremely elastic. Materials such as leather, suede, spandex, or thick knits cannot be used. If you have questions about how to select fabric, email us at info@cheddsthreads.com.
2. **Image or pattern placement:** The size and dimensions of the bandana will need to be considered for items that have a screen-printed image, embroidery, or pattern that you want featured. We encourage you to use a piece of chalk, washable fabric marker, or masking tape to indicate what area you'd like to capture on the front side. The back side of the bandana will be made from the same material (if sent) or a similar substitute, if needed.
3. **Payment:** Submit payment for your Chedd Sentiments order through our website prior to mailing your clothing item with this completed form.
4. **Mailing Instructions:** Complete this order form and mail it along with your clothing item to the address in the footer. Please allow 2 weeks to create your Chedd Sentiments bandana once your order has been received.

Select the size of your Chedd Sentiments bandana (circle one):



Tells us more - Please provide additional instructions and/or details to the Chedd's Threads team about this order:

Your Name: _____

Return Address: _____

Phone Number: _____ Email: _____

Read the following and sign below to indicate you understand and agree to the terms:

I acknowledge that custom made items are nonrefundable. I understand that any remaining material from the clothing will not be sent back with my Chedd Sentiments bandana order. I understand that a standard Chedd's Threads label will be applied to the top left corner of the bandana.

Signature

Date